

Scaled data based on original data using  
LM-79-08 Approved Method: Electrical and Photometric Measurements of Solid-  
State Lighting Products

Test Report Prepared for  
Cooper Lighting Solutions  
(formerly Eaton)

Brand: McGRAW-EDISON

Report Number: P385425

Luminaire Tested: **GWC-SA1A-722-U-T4W**

Issue Date: 3/3/2020

**Test Information**

Test Method: LM-79-08  
Report Number: P385425  
TEST IS SCALED FROM IESNA LM-79-08 TEST DATA (G2-1903-205-18)  
Test Lab: INNOVATION CENTER  
Issue Date: 3/3/2020  
Manufacturer: COOPER LIGHTING SOLUTIONS (FORMERLY EATON)  
Product Line: MCGRAW-EDISON  
Catalog Number: GWC-SA1A-722-U-T4W  
Description: GALLEON WALL LUMINAIRE  
(1) 70 CRI, 2200K, 615mA LIGHTSQUARE WITH 16 LEDS AND TYPE IV WIDE OPTICS  
Light Source: -  
Ballast/Driver: ELECTRONIC DRIVER

**Summary**

Lumens per Lamp: N/A  
Luminaire Lumens: 3633 lumens  
Efficiency: N/A  
Efficacy: 106.9 lumens/watt  
Luminous Opening: Rectangular (W 0.5' x L: 0.5' x H: 0')  
IES Classification: Type IV - Short  
BUG Rating: B1 - U0 - G1

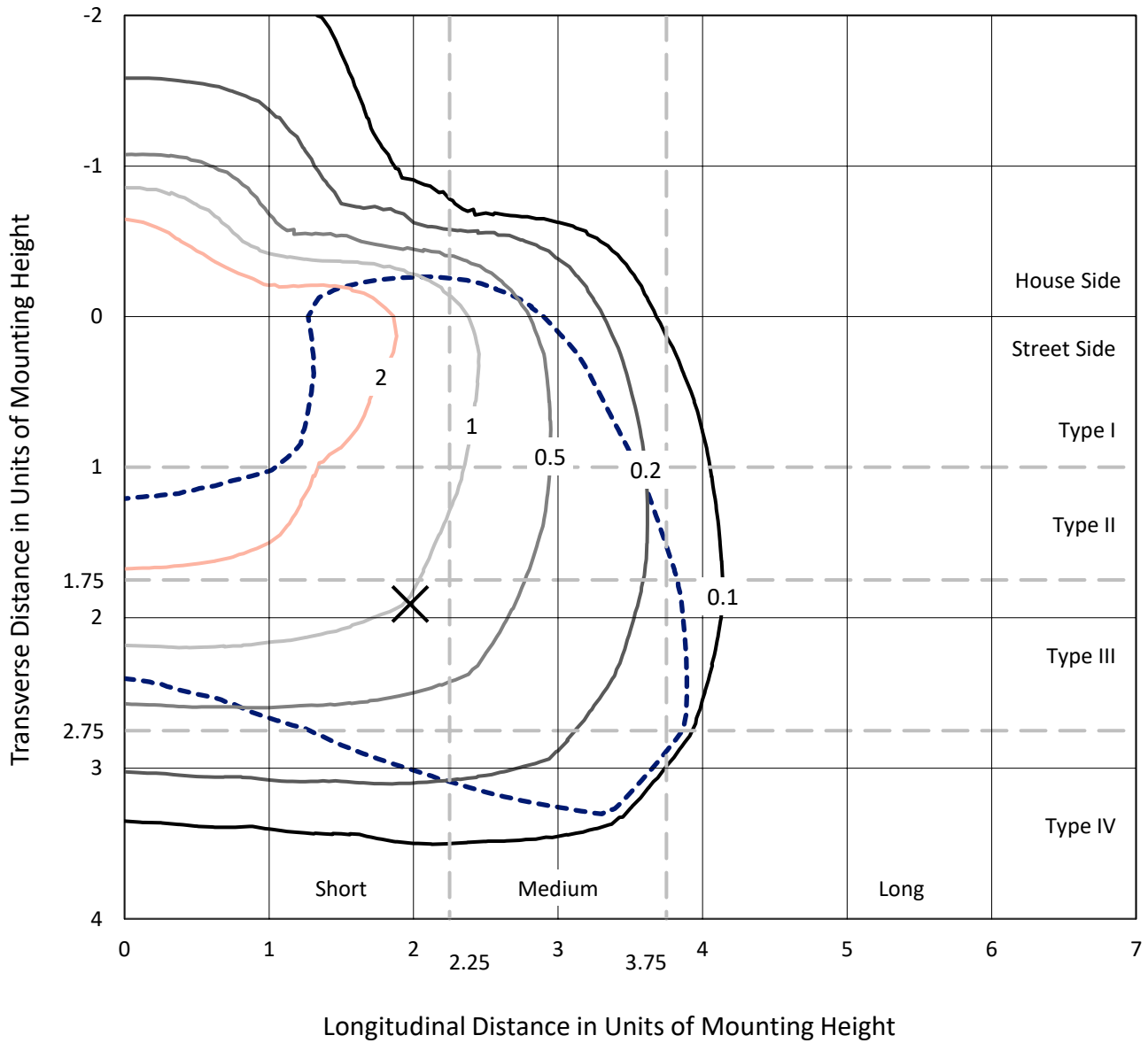
Input Watts (W): 34  
Input Voltage (V): NR  
Input Current (Ain): NR  
Voltage Rise (V): NR  
Power Factor: NR  
Total Harmonic Distortion (THDi): NR  
Frequency (hertz): 60  
Stabilization Time: NR  
Operation Time: NR  
Ambient Temperature (°C): NR  
Test Distance: 24 FT



REPORT NUMBER: P385425  
 CATALOG NUMBER: GWC-SA1A-722-U-T4W

### Iso-Footcandle Lines of Horizontal Illumination

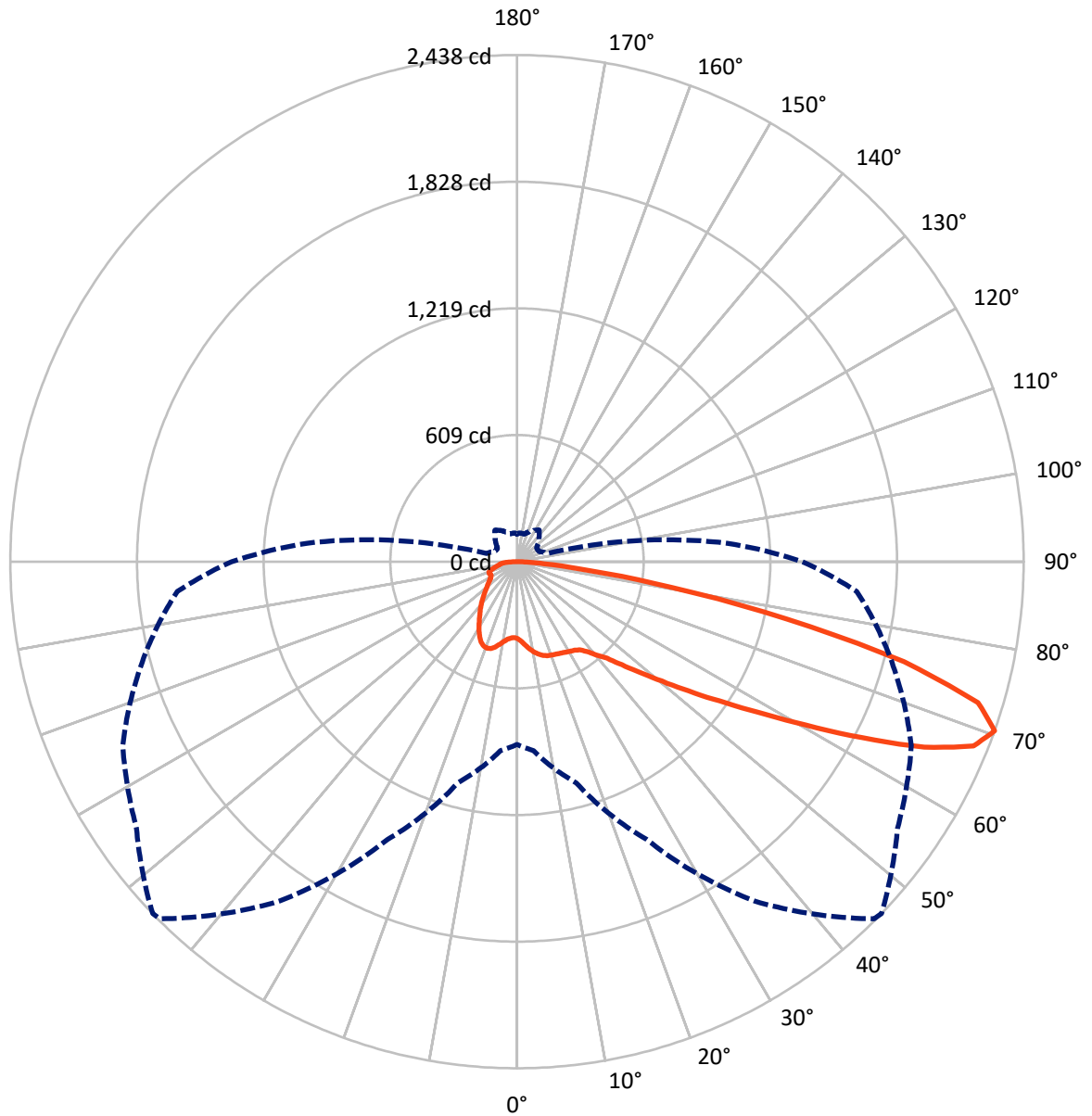
✕ Max cd  
 - - - 1/2 Max cd



Based on 10 foot mounting height. Maximum calculated value = 4.6 fc  
 Type IV - Short - N/A

REPORT NUMBER: P385425  
CATALOG NUMBER: GWC-SA1A-722-U-T4W

### Luminous Intensity Polar Plot



— Vertical Plane Through 46-Deg Lateral    - - - Horizontal Cone Through 70-Deg Vertical

REPORT NUMBER: P385425

CATALOG NUMBER: GWC-SA1A-722-U-T4W

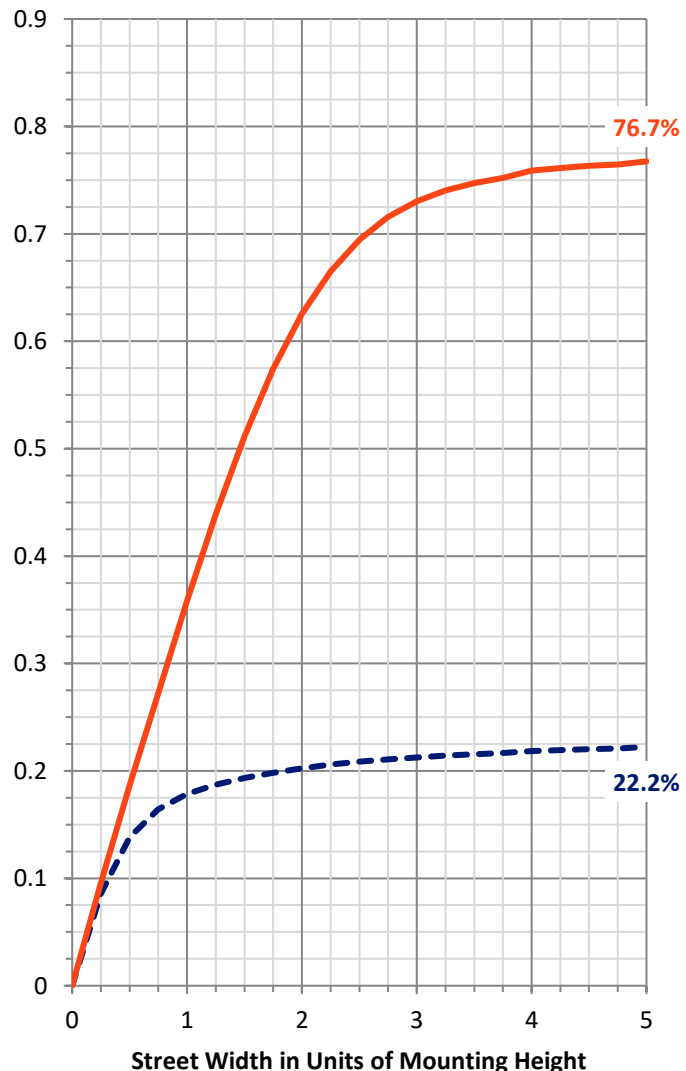
**FLUX DISTRIBUTION:**

		Downward	Upward	Total
<b>House Side</b>	Lumens	832.7	0.0	832.7
	% Fixture	22.9	0.0	22.9
<b>Street Side</b>	Lumens	2800.3	0.0	2800.3
	% Fixture	77.1	0.0	77.1
<b>Total</b>	Lumens	3633.0	0.0	3633.0
	% Fixture	100.0	0.0	100.0

**Coefficient of Utilization**

**ZONAL LUMENS:**

Zone	Lumens	% Fixture
0°-10°	37.7	1.0
10°-20°	125.7	3.5
20°-30°	209.6	5.8
30°-40°	297.5	8.2
40°-50°	437.5	12.0
50°-60°	741.0	20.4
60°-70°	1051.8	29.0
70°-80°	639.0	17.6
80°-90°	93.3	2.6
90°-100°	0.0	0.0
100°-110°	0.0	0.0
110°-120°	0.0	0.0
120°-130°	0.0	0.0
130°-140°	0.0	0.0
140°-150°	0.0	0.0
150°-160°	0.0	0.0
160°-170°	0.0	0.0
170°-180°	0.0	0.0
0°-90°	3633.0	100.0
0°-180°	3633.0	100.0



REPORT NUMBER: P385425

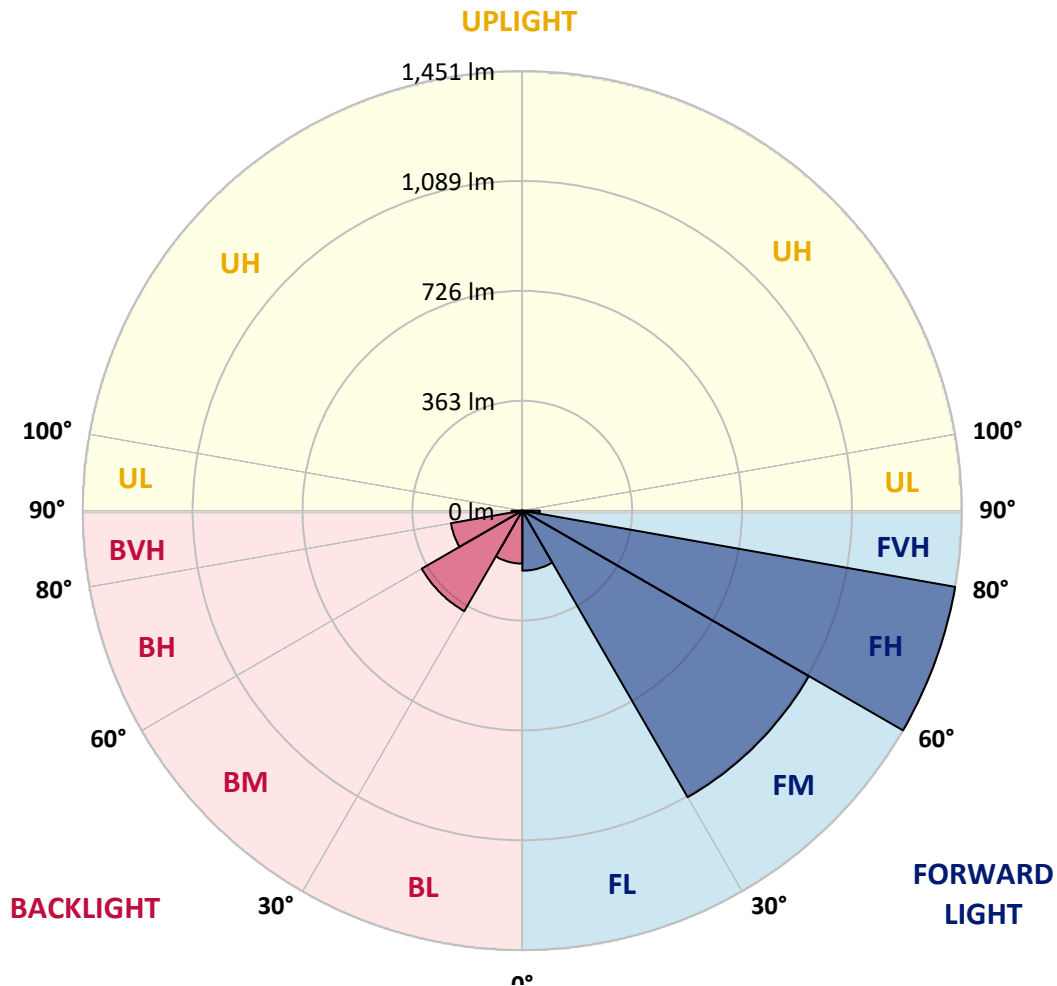
CATALOG NUMBER: GWC-SA1A-722-U-T4W

**LUMINAIRE CLASSIFICATION SYSTEM LUMEN TABLE AND BUG RATING:**

Zone	Lumens	% Fixture	Zone Rating/Lumen Limit		
			B	U	G
FL (0°-30°)	198.2	5.5			
FM (30°-60°)	1092.6	30.1			
FH (60°-80°)	1451.4	39.9			G1/1800
FVH (80°-90°)	58.1	1.6			G1/100
BL (0°-30°)	174.8	4.8	B1/500		
BM (30°-60°)	383.3	10.6	B1/1000		
BH (60°-80°)	239.4	6.6	B1/500		G1/500
BVH (80°-90°)	35.2	1.0			G1/100
UL (90°-100°)	0.0	0.0		U0/0	
UH (100°-180°)	0.0	0.0		U0/0	

**BUG Rating: B1-U0-G1**

Type IV Short





REPORT NUMBER: P385425

CATALOG NUMBER: GWC-SA1A-722-U-T4W

**CANDELA DISTRIBUTION (FULL):**

	0°	5°	15°	25°	35°	45°	46°	55°	65°	75°	85°
0°	370.1	370.1	370.1	370.1	370.1	370.1	370.1	370.1	370.1	370.1	370.1
2.5°	388.7	388.9	389.4	388.2	384.7	383.7	383.3	379.7	377.3	373.9	370.9
5°	419.7	420.0	419.2	415.8	408.1	402.3	401.8	393.6	386.2	378.2	372.2
7.5°	452.2	452.6	450.2	443.6	432.8	422.8	422.2	411.0	399.7	387.7	378.7
10°	480.9	479.4	475.6	466.4	453.6	441.4	440.9	429.2	416.1	401.6	389.7
12.5°	500.1	498.8	493.8	482.7	468.6	457.4	456.4	445.6	432.9	417.0	402.7
15°	510.6	511.5	504.8	492.1	478.4	469.0	468.1	460.4	449.1	433.0	416.6
17.5°	512.0	512.7	506.3	493.7	482.5	476.1	475.7	470.6	462.4	447.0	429.8
20°	504.0	504.5	499.2	488.9	481.5	479.5	479.4	477.2	471.1	457.4	440.8
22.5°	492.5	492.8	489.0	481.5	479.0	482.2	483.0	482.2	477.8	465.0	449.3
25°	489.6	489.4	485.4	477.8	479.9	486.5	487.6	488.0	485.0	473.8	460.3
27.5°	503.4	502.5	495.0	482.8	484.1	492.1	493.6	497.2	495.3	485.5	472.7
30°	543.3	541.8	526.3	501.7	495.0	499.1	500.9	506.6	507.0	498.8	489.2
32.5°	610.7	608.8	581.0	537.0	513.2	506.1	507.9	516.5	521.1	514.7	504.4
35°	695.9	693.8	657.2	597.0	543.8	519.7	520.9	527.8	537.0	528.0	514.4
37.5°	784.6	779.6	744.4	667.7	592.4	548.7	548.7	549.5	553.9	535.2	526.0
40°	872.9	867.8	836.0	750.7	655.3	594.3	591.4	572.2	568.7	552.6	549.5
42.5°	955.0	953.5	934.7	844.6	729.2	639.2	635.2	602.5	603.3	593.3	593.4
45°	1042.3	1042.3	1027.0	939.3	815.2	711.3	707.3	659.2	666.7	662.1	673.1
47.5°	1113.5	1115.7	1113.6	1038.0	915.3	802.9	795.7	737.8	758.7	774.5	806.7
50°	1186.2	1189.7	1190.1	1146.3	1036.3	911.8	903.6	842.1	888.7	934.0	997.3
52.5°	1291.8	1299.6	1268.4	1254.4	1184.5	1041.1	1033.1	976.2	1054.1	1117.6	1226.6
55°	1389.6	1382.8	1360.5	1369.3	1343.1	1188.3	1182.3	1132.4	1238.3	1320.9	1462.5
57.5°	1442.6	1442.1	1464.5	1501.8	1514.2	1369.9	1364.8	1316.3	1446.1	1508.1	1683.9
60°	1504.8	1505.6	1561.1	1645.8	1697.0	1595.9	1593.7	1556.9	1647.9	1682.9	1857.6
62.5°	1513.5	1529.1	1624.6	1770.3	1868.1	1860.0	1865.0	1773.6	1828.4	1822.4	1987.3
65°	1413.4	1434.0	1606.8	1808.0	2038.1	2148.8	2153.4	1991.5	1970.8	1941.7	2033.7
67.5°	1208.2	1238.8	1426.6	1726.1	2094.2	2362.3	2368.7	2160.5	2088.9	1982.1	1922.0
70°	879.3	913.2	1102.2	1474.2	1994.3	2430.5	2437.9	2235.2	2093.4	1867.1	1640.8
72.5°	531.1	557.7	713.5	1085.3	1683.2	2306.2	2319.3	2140.5	1911.2	1581.5	1211.6
75°	233.2	250.7	345.0	625.4	1205.0	1908.1	1924.4	1832.1	1552.9	1149.3	716.1
77.5°	99.3	104.3	141.5	271.7	681.2	1303.9	1326.2	1338.7	1053.6	625.4	302.6
80°	61.9	63.9	80.1	123.0	318.8	732.3	756.4	787.6	523.2	229.9	105.7
82.5°	37.7	39.9	53.2	74.3	166.0	332.0	343.5	365.5	203.0	99.3	54.7
85°	22.6	24.2	32.6	47.0	94.5	130.5	130.4	144.2	95.6	63.9	28.8
87.5°	10.8	12.1	17.4	24.4	47.6	49.0	45.9	52.0	58.1	41.9	14.5
90°	0.0	0.0	0.0	0.0	0.0	0.0	0.0	0.0	0.0	0.0	0.0



REPORT NUMBER: P385425  
 CATALOG NUMBER: GWC-SA1A-722-U-T4W

**CANDELA DISTRIBUTION (continued):**

	90°	95°	105°	115°	125°	135°	145°	155°	165°	175°	180°
0°	370.1	370.1	370.1	370.1	370.1	370.1	370.1	370.1	370.1	370.1	370.1
2.5°	369.9	369.4	367.8	366.5	366.3	365.5	364.9	365.3	365.8	365.9	365.9
5°	369.8	368.4	366.3	365.4	366.5	368.0	369.9	372.4	373.9	375.0	375.7
7.5°	375.7	373.1	370.8	370.3	372.5	376.5	380.7	385.9	389.5	392.0	392.5
10°	385.7	382.4	380.1	380.6	384.6	390.3	396.2	403.0	408.4	411.8	412.0
12.5°	397.1	394.0	391.8	393.9	400.5	407.4	413.6	419.5	424.5	427.8	427.8
15°	410.3	408.1	405.4	410.3	419.2	425.5	428.1	430.9	433.7	436.2	435.7
17.5°	423.0	420.9	419.5	425.2	434.5	437.4	435.7	433.5	433.5	434.9	435.2
20°	433.9	432.0	432.9	438.5	443.4	440.4	433.9	427.2	424.5	425.2	426.0
22.5°	443.5	442.6	445.2	447.8	444.4	433.9	422.0	412.9	409.5	409.3	409.5
25°	454.7	454.6	457.8	453.1	437.6	418.4	402.3	393.5	391.6	393.1	395.6
27.5°	468.6	470.0	471.6	454.3	424.0	394.9	378.6	372.5	374.4	378.0	380.3
30°	486.4	490.1	486.6	451.2	404.3	368.0	352.5	350.7	355.8	360.9	363.4
32.5°	503.7	509.5	501.1	443.1	379.0	339.5	327.5	327.0	333.2	338.2	341.7
35°	517.6	529.2	511.9	427.1	349.6	313.3	304.5	301.1	303.4	309.2	313.2
37.5°	535.7	555.0	519.3	402.6	317.8	291.7	281.4	273.7	271.7	274.0	276.0
40°	568.9	594.4	522.8	368.4	286.7	270.0	259.6	248.3	240.5	234.7	234.9
42.5°	623.1	645.8	520.6	326.9	258.0	248.9	237.1	224.0	211.4	198.4	197.4
45°	711.2	722.1	513.9	282.9	232.7	226.8	215.7	202.7	185.7	171.1	169.7
47.5°	852.0	827.8	503.4	244.4	210.5	208.0	197.8	182.8	164.9	153.1	152.1
50°	1044.1	980.3	498.3	213.8	190.8	191.6	183.3	167.3	150.4	141.7	140.7
52.5°	1273.9	1158.0	508.1	190.2	175.1	177.7	171.5	156.5	142.4	135.5	134.5
55°	1512.2	1342.0	518.7	173.1	160.1	165.2	163.1	150.8	138.0	131.7	130.8
57.5°	1716.3	1479.4	497.6	159.1	146.8	154.8	156.7	147.2	135.8	130.0	129.1
60°	1844.7	1534.7	442.1	146.1	136.3	146.5	152.9	146.2	136.6	136.1	135.4
62.5°	1905.6	1529.9	358.9	135.8	129.7	142.9	155.7	151.8	146.6	151.1	151.4
65°	1878.3	1456.8	267.3	128.9	125.0	144.2	163.9	162.4	149.4	153.9	154.5
67.5°	1698.2	1282.3	197.9	123.0	119.7	148.1	178.8	165.9	143.9	147.1	145.1
70°	1372.6	1016.6	152.7	116.2	114.4	147.6	185.5	163.7	137.8	138.5	133.2
72.5°	946.5	693.3	124.2	110.0	106.7	134.5	180.8	158.5	132.7	126.9	119.9
75°	514.7	372.1	105.6	103.6	93.1	118.1	172.1	154.8	128.1	120.5	116.5
77.5°	202.5	154.4	91.6	94.7	81.4	104.3	162.4	147.7	121.7	111.8	109.8
80°	82.7	78.8	76.0	81.9	70.0	91.3	150.7	139.4	114.1	103.7	99.7
82.5°	46.9	49.0	59.1	64.7	56.8	84.0	145.1	132.7	105.1	92.9	88.2
85°	24.0	28.7	41.2	46.4	41.8	71.5	133.7	116.1	84.3	71.1	71.5
87.5°	11.6	16.0	26.0	29.1	27.1	51.7	99.8	84.2	65.6	52.0	50.4
90°	0.0	0.0	0.0	0.0	0.0	0.0	0.0	0.0	0.0	0.0	0.0



Signify Classified - Internal  
Cooper Lighting Solutions Photometric Lab  
1121 Highway 74 South  
Peachtree City, GA 30269

Scaled Data Report



Report Generated By 670245982

Signify Classified - Internal  
Cooper Lighting Solutions Photometric Lab  
1121 Highway 74 South  
Peachtree City, GA 30269

Scaled Data Report



Signify Classified - Internal  
Cooper Lighting Solutions Photometric Lab  
1121 Highway 74 South  
Peachtree City, GA 30269

Scaled Data Report



Signify Classified - Internal  
Cooper Lighting Solutions Photometric Lab  
1121 Highway 74 South  
Peachtree City, GA 30269

Scaled Data Report





--- HS    — SS

Signify Classified - Internal  
Cooper Lighting Solutions Photometric Lab  
1121 Highway 74 South  
Peachtree City, GA 30269

Scaled Data Report



u

Signify Classified - Internal  
Cooper Lighting Solutions Photometric Lab  
1121 Highway 74 South  
Peachtree City, GA 30269

Scaled Data Report



Signify Classified - Internal  
Cooper Lighting Solutions Photometric Lab  
1121 Highway 74 South  
Peachtree City, GA 30269

Scaled Data Report



(END OF REPORT)